

Scaled data based on original data using  
LM-79-08 Approved Method: Electrical and Photometric Measurements of Solid-  
State Lighting Products

Test Report Prepared for  
Cooper Lighting Solutions  
(formerly Eaton)

Brand: McGRAW-EDISON

Report Number: P200172

Luminaire Tested: **GWC-AF-02-LED-E1-T2-600**

Issue Date: 3/3/2020

**Test Information**

Test Method: LM-79-08  
Report Number: P200172  
TEST IS SCALED FROM IESNA LM-79-08 TEST DATA (P24139)  
Test Lab: INNOVATION CENTER P2  
Issue Date: 3/3/2020  
Manufacturer: COOPER LIGHTING SOLUTIONS (FORMERLY EATON)  
Product Line: MCGRAW-EDISON  
Catalog Number: GWC-AF-02-LED-E1-T2-600  
Description: GALLEON WALL LUMINAIRE  
(2) 70 CRI, 4000K, 615mA LIGHTSQUARES WITH 16 LEDS EACH AND TYPE II OPTICS  
Light Source: -  
Ballast/Driver: ELECTRONIC DRIVER

**Summary**

Lumens per Lamp: N/A  
Luminaire Lumens: 8215.3 lumens  
Efficiency: N/A  
Efficacy: 124.5 lumens/watt  
Luminous Opening: Rectangular (W 1' x L: 0.5' x H: 0')  
IES Classification: Type II - Medium - Full Cutoff  
BUG Rating: B2 - U0 - G2

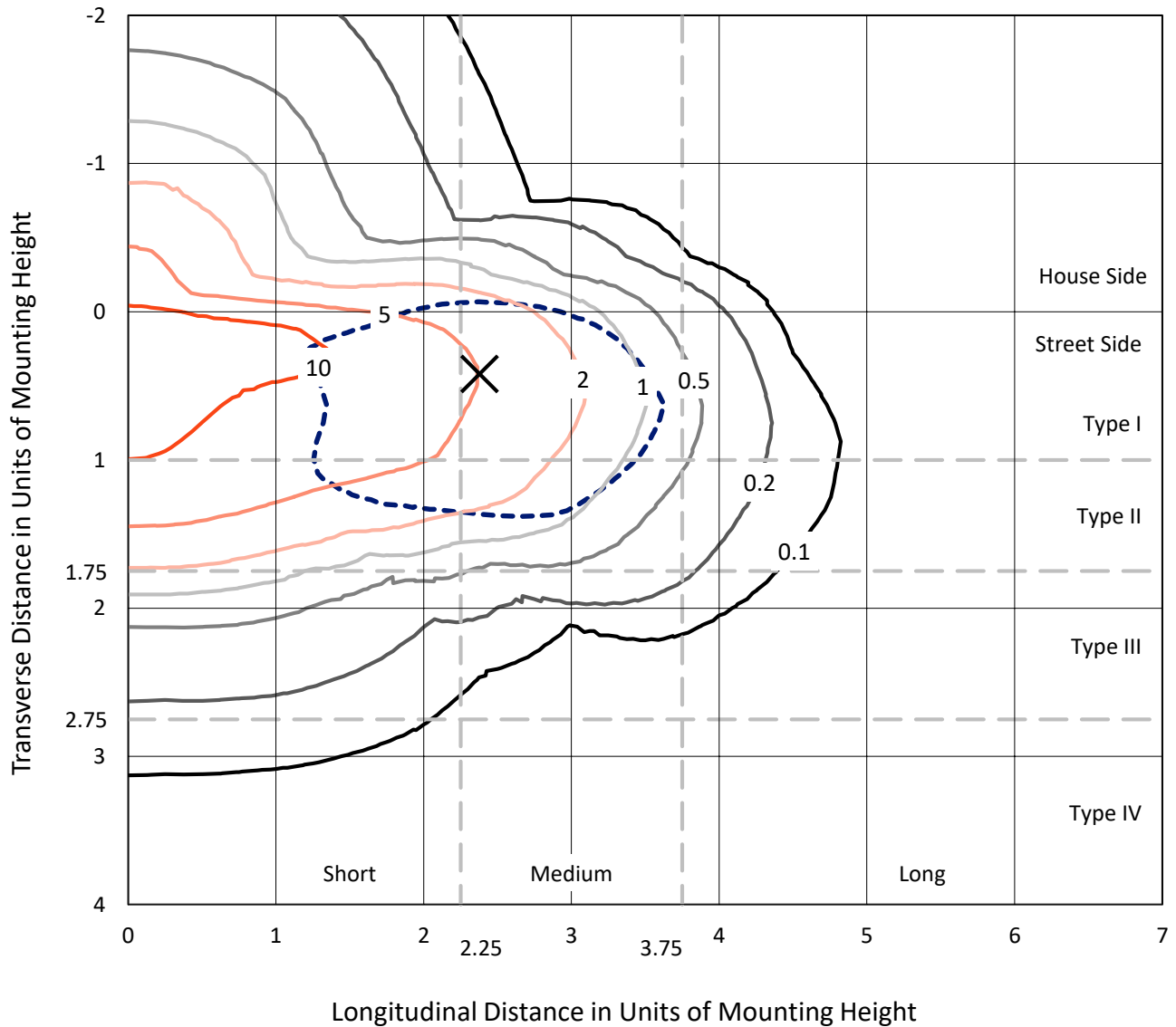
Input Watts (W): 66  
Input Voltage (V): NR  
Input Current (A<sub>in</sub>): NR  
Voltage Rise (V): NR  
Power Factor: NR  
Total Harmonic Distortion (THDi): NR  
Frequency (hertz): 60  
Stabilization Time: NR  
Operation Time: NR  
Ambient Temperature (°C): NR  
Test Distance: 25 FT



REPORT NUMBER: P200172  
 CATALOG NUMBER: GWC-AF-02-LED-E1-T2-600

### Iso-Footcandle Lines of Horizontal Illumination

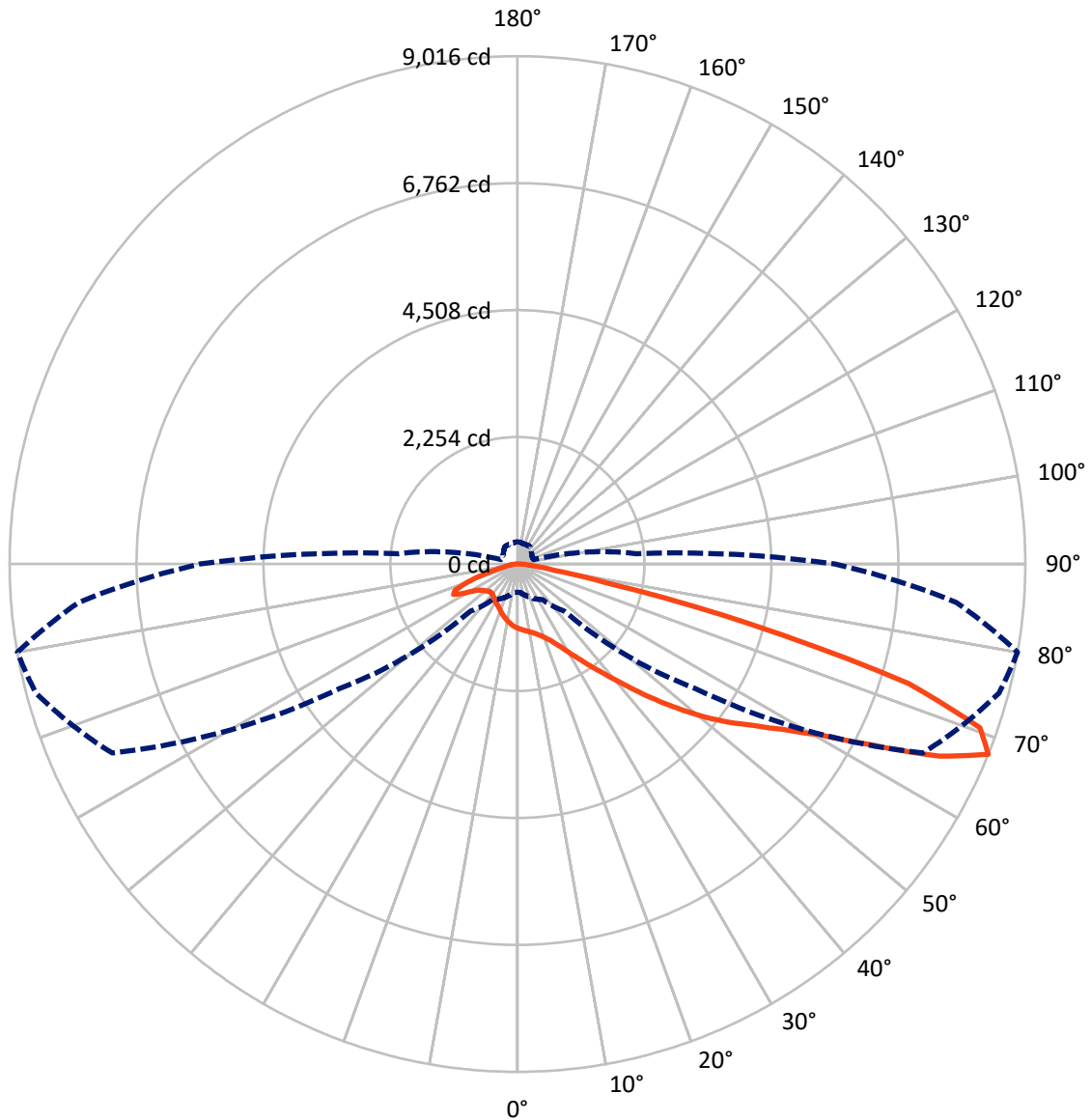
✕ Max cd  
 - - - 1/2 Max cd



Based on 10 foot mounting height. Maximum calculated value = 13.9 fc  
 Type II - Medium - Full Cutoff

REPORT NUMBER: P200172  
CATALOG NUMBER: GWC-AF-02-LED-E1-T2-600

### Luminous Intensity Polar Plot



— Vertical Plane Through 80-Deg Lateral    - - - Horizontal Cone Through 67.5-Deg Vertical

REPORT NUMBER: P200172

CATALOG NUMBER: GWC-AF-02-LED-E1-T2-600

**FLUX DISTRIBUTION:**

		Downward	Upward	Total
<b>House Side</b>	Lumens	1513.0	0.0	1513.0
	% Fixture	18.4	0.0	18.4
<b>Street Side</b>	Lumens	6702.4	0.0	6702.4
	% Fixture	81.6	0.0	81.6
<b>Total</b>	Lumens	8215.3	0.0	8215.3
	% Fixture	100.0	0.0	100.0

**Coefficient of Utilization**

**ZONAL LUMENS:**

Zone	Lumens	% Fixture
0°-10°	105.3	1.3
10°-20°	303.3	3.7
20°-30°	502.0	6.1
30°-40°	821.2	10.0
40°-50°	1325.9	16.1
50°-60°	1914.2	23.3
60°-70°	2112.4	25.7
70°-80°	973.7	11.9
80°-90°	157.5	1.9
90°-100°	0.0	0.0
100°-110°	0.0	0.0
110°-120°	0.0	0.0
120°-130°	0.0	0.0
130°-140°	0.0	0.0
140°-150°	0.0	0.0
150°-160°	0.0	0.0
160°-170°	0.0	0.0
170°-180°	0.0	0.0
0°-90°	8215.3	100.0
0°-180°	8215.3	100.0



REPORT NUMBER: P200172

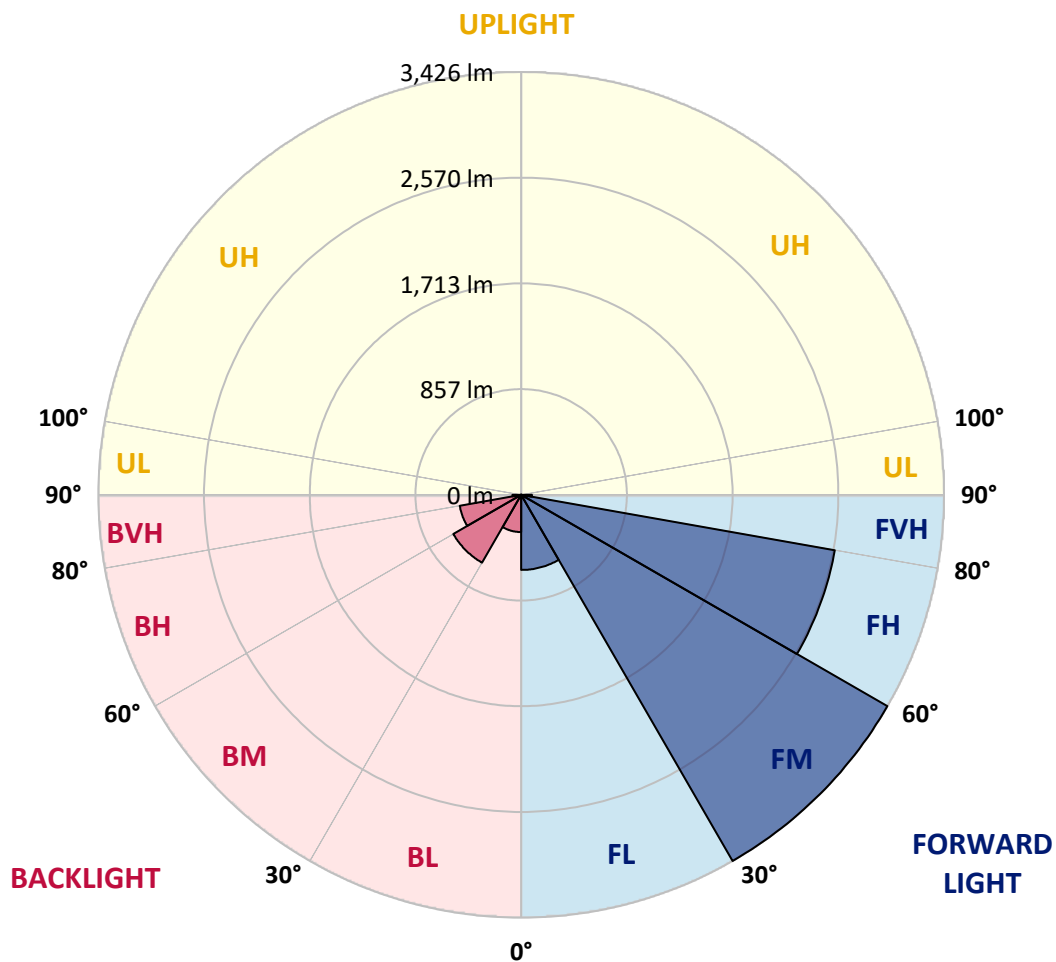
CATALOG NUMBER: GWC-AF-02-LED-E1-T2-600

**LUMINAIRE CLASSIFICATION SYSTEM LUMEN TABLE AND BUG RATING:**

Zone	Lumens	% Fixture	Zone Rating/Lumen Limit		
			B	U	G
FL (0°-30°)	608.7	7.4			
FM (30°-60°)	3426.4	41.7			
FH (60°-80°)	2580.6	31.4			G2/5000
FVH (80°-90°)	86.6	1.1			G1/100
BL (0°-30°)	301.9	3.7	B1/500		
BM (30°-60°)	634.8	7.7	B1/1000		
BH (60°-80°)	505.4	6.2	B2/1000		G2/1000
BVH (80°-90°)	70.9	0.9			G1/100
UL (90°-100°)	0.0	0.0		U0/0	
UH (100°-180°)	0.0	0.0		U0/0	

**BUG Rating: B2-U0-G2**

Type II Medium





REPORT NUMBER: P200172

CATALOG NUMBER: GWC-AF-02-LED-E1-T2-600

**CANDELA DISTRIBUTION (FULL):**

	0°	5°	15°	25°	35°	45°	55°	65°	75°	80°	85°
0°	1141.3	1141.3	1141.3	1141.3	1141.3	1141.3	1141.3	1141.3	1141.3	1141.3	1141.3
2.5°	1248.5	1241.2	1242.5	1240.4	1234.4	1223.9	1212.5	1191.9	1170.5	1159.1	1150.2
5°	1352.9	1350.8	1348.0	1341.5	1326.2	1304.4	1277.3	1240.8	1201.6	1181.0	1161.2
7.5°	1430.9	1429.7	1426.1	1422.0	1407.1	1380.8	1340.0	1288.2	1231.1	1202.8	1172.1
10°	1437.5	1439.4	1442.3	1453.2	1455.1	1441.0	1399.4	1336.7	1261.9	1225.5	1186.2
12.5°	1382.4	1386.8	1397.8	1425.7	1455.1	1472.5	1451.2	1387.6	1297.8	1253.8	1204.0
15°	1309.6	1312.0	1325.3	1363.8	1416.8	1470.6	1490.7	1443.9	1344.4	1290.1	1230.7
17.5°	1278.5	1279.7	1289.0	1314.5	1363.8	1440.6	1513.0	1505.0	1401.4	1335.5	1263.4
20°	1262.7	1265.5	1278.9	1304.0	1335.1	1402.3	1516.2	1570.8	1469.4	1392.1	1304.8
22.5°	1307.5	1306.4	1311.2	1323.8	1350.1	1390.5	1513.9	1638.8	1555.9	1464.9	1358.6
25°	1412.3	1416.8	1408.3	1394.1	1402.6	1430.9	1526.8	1712.4	1664.3	1558.4	1428.9
27.5°	1561.5	1557.1	1544.6	1511.4	1494.0	1506.2	1569.6	1791.7	1799.0	1681.3	1521.9
30°	1710.4	1706.8	1694.6	1654.2	1618.6	1608.5	1653.0	1882.7	1959.6	1828.9	1636.0
32.5°	1864.9	1860.8	1849.5	1809.1	1766.2	1742.8	1771.4	1987.9	2148.8	2005.3	1770.2
35°	2055.4	2047.7	2023.8	1967.6	1925.6	1907.4	1920.7	2120.1	2367.2	2214.0	1933.3
37.5°	2234.5	2246.3	2222.1	2144.4	2089.8	2083.3	2098.3	2281.5	2602.6	2447.3	2120.5
40°	2414.6	2416.5	2394.7	2331.2	2275.0	2264.5	2302.2	2477.3	2880.4	2726.4	2348.2
42.5°	2600.5	2604.6	2567.8	2509.2	2468.0	2469.9	2512.8	2706.5	3199.2	3055.1	2610.3
45°	2821.0	2827.0	2786.6	2709.8	2672.2	2747.9	2730.1	2963.8	3548.6	3428.9	2911.2
47.5°	3051.6	3060.9	3030.1	2958.2	2911.2	3015.1	2947.2	3248.9	3924.8	3829.7	3241.6
50°	3177.3	3190.7	3220.6	3215.3	3205.2	3187.8	3189.5	3554.7	4312.7	4247.1	3581.4
52.5°	3109.8	3109.4	3218.6	3351.3	3492.8	3503.3	3484.7	3877.0	4675.0	4655.1	3901.3
55°	2800.8	2821.8	2987.2	3244.1	3630.8	3872.2	3927.2	4246.3	5030.9	5054.0	4226.0
57.5°	2286.3	2303.7	2527.0	2884.9	3444.7	4091.4	4556.5	4783.0	5428.9	5536.4	4658.4
60°	1550.7	1571.7	1808.3	2238.2	2944.0	3969.3	5155.5	5740.7	5905.3	6150.0	5265.1
62.5°	911.2	930.3	1123.1	1411.9	2072.8	3401.8	5418.4	7103.3	6662.1	7075.8	6190.5
65°	627.3	640.3	734.1	878.8	1191.1	2291.2	5092.4	8044.1	7826.4	8222.8	7263.5
67.5°	504.7	503.1	577.6	676.3	766.8	1181.4	3850.7	7937.7	8850.5	9015.9	7820.4
70°	415.7	414.2	464.7	546.4	612.7	665.3	2097.5	6698.4	8641.8	8708.9	7307.6
72.5°	347.8	349.4	381.8	442.4	502.7	501.1	921.8	4712.2	6798.3	7262.6	5825.2
75°	293.6	294.4	315.9	358.7	408.1	403.7	499.9	2552.9	3951.9	4275.0	3229.0
77.5°	249.9	250.7	264.5	288.4	323.6	321.9	364.8	1102.9	1648.5	1628.3	1104.6
80°	222.8	222.8	229.3	233.7	253.2	245.9	270.6	529.8	696.8	643.4	440.9
82.5°	174.7	175.5	215.1	213.6	199.4	190.1	190.1	312.2	369.3	341.4	258.0
85°	98.3	97.9	138.7	167.5	175.5	133.9	132.7	174.7	201.0	177.2	125.0
87.5°	42.0	42.9	64.3	74.4	99.5	83.3	82.1	90.2	102.3	88.6	57.8
90°	0.0	0.0	0.0	0.0	0.0	0.0	0.0	0.0	0.0	0.0	0.0



REPORT NUMBER: P200172

CATALOG NUMBER: GWC-AF-02-LED-E1-T2-600

**CANDELA DISTRIBUTION (continued):**

	90°	95°	105°	115°	125°	135°	145°	155°	165°	175°	180°
0°	1141.3	1141.3	1141.3	1141.3	1141.3	1141.3	1141.3	1141.3	1141.3	1141.3	1141.3
2.5°	1141.7	1131.3	1108.2	1079.4	1053.5	1036.6	1021.2	999.0	1000.2	984.8	973.5
5°	1140.9	1119.1	1065.7	1002.2	941.1	897.0	863.9	834.0	826.6	812.5	804.0
7.5°	1141.7	1106.1	1016.4	914.8	839.2	783.4	755.1	739.3	735.7	730.8	731.2
10°	1144.6	1094.5	962.2	833.2	753.9	717.1	710.2	715.0	720.8	722.3	722.7
12.5°	1151.0	1083.9	902.8	760.4	700.5	689.2	700.9	717.5	728.4	733.7	733.3
15°	1165.7	1075.8	845.7	703.4	671.0	677.1	698.9	722.3	738.2	745.4	745.8
17.5°	1181.4	1064.1	787.1	659.7	649.2	664.5	691.6	719.1	738.5	746.7	748.2
20°	1202.0	1049.5	725.6	626.9	628.5	645.9	671.4	698.9	720.4	727.2	730.4
22.5°	1229.1	1033.8	671.8	600.2	605.1	618.4	638.2	662.1	680.7	683.9	686.7
25°	1265.5	1016.8	628.9	575.9	578.0	585.6	598.9	613.2	626.0	622.5	625.2
27.5°	1314.5	1002.2	597.0	553.7	550.0	551.7	558.5	563.0	569.9	559.8	561.0
30°	1371.9	986.4	572.3	534.3	524.2	521.3	522.9	525.4	530.6	516.9	514.9
32.5°	1438.6	967.4	549.2	517.3	503.1	497.5	498.3	504.7	525.0	516.5	512.0
35°	1516.2	946.0	525.0	498.7	489.0	480.9	480.1	500.3	560.6	555.3	551.3
37.5°	1607.3	924.5	500.7	477.6	478.4	469.5	466.8	489.8	567.4	546.8	544.0
40°	1723.0	913.2	480.1	455.4	465.5	464.3	458.7	470.4	522.1	484.6	479.7
42.5°	1866.1	914.8	464.7	431.6	450.1	463.1	454.2	454.6	473.2	444.9	440.5
45°	2042.8	933.9	453.8	412.6	432.7	461.9	452.6	446.1	447.7	432.7	430.4
47.5°	2249.2	973.1	446.1	396.8	416.1	457.5	452.1	443.7	440.1	432.0	429.9
50°	2478.4	1030.1	440.5	381.8	401.2	450.1	452.6	441.3	437.2	433.9	432.7
52.5°	2703.8	1095.3	432.0	368.9	389.4	441.3	453.8	438.8	434.3	432.0	430.8
55°	2954.9	1176.5	419.0	357.9	379.8	429.9	453.8	435.2	430.4	430.8	430.4
57.5°	3294.2	1307.9	403.7	348.6	368.1	416.1	446.1	431.2	425.0	425.4	425.9
60°	3824.4	1539.7	385.0	339.3	353.5	400.0	435.6	422.3	416.1	417.8	418.2
62.5°	4604.2	1879.9	360.8	325.6	338.1	382.6	421.0	410.9	404.9	408.9	408.9
65°	5414.7	2180.0	330.8	308.2	321.9	363.6	402.8	396.8	390.7	400.0	399.6
67.5°	5632.7	2112.8	301.0	289.2	305.8	342.6	380.9	377.8	374.5	390.7	389.8
70°	5003.8	1696.3	273.4	269.8	288.0	319.9	357.5	357.5	355.5	367.6	364.8
72.5°	3812.3	1202.8	247.1	249.1	267.7	295.2	332.0	334.9	331.6	337.7	335.3
75°	2040.8	688.3	220.9	226.5	242.6	270.2	303.7	306.6	304.5	304.1	305.4
77.5°	678.2	336.4	193.3	202.2	216.4	244.3	274.3	278.7	273.8	273.0	272.6
80°	302.1	211.5	163.0	174.7	187.3	214.7	243.1	246.7	241.4	248.8	239.5
82.5°	194.2	139.1	130.6	143.6	155.7	185.3	212.0	212.8	207.9	241.4	205.8
85°	94.2	86.1	98.3	110.0	120.5	145.6	175.5	175.9	163.8	149.2	144.0
87.5°	47.0	50.1	65.6	76.0	81.3	99.9	127.8	125.4	120.1	109.3	100.7
90°	0.0	0.0	0.0	0.0	0.0	0.0	0.0	0.0	0.0	0.0	0.0

(END OF REPORT)